

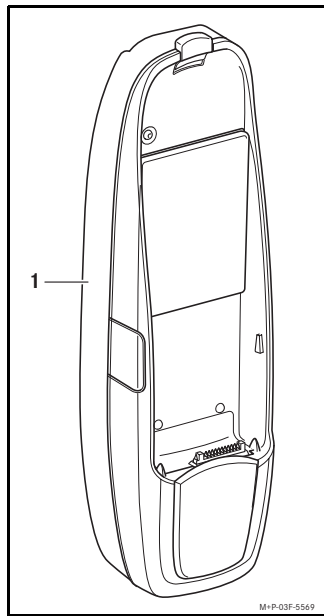


Mercedes-Benz

Accessories

Installation Instructions

MHI Mobile Telephone Cradle
Nokia 6230



USA CDN

Application

These installation instructions are valid for vehicles with:

- MHI hands-free communications systems (option code 050/051) or
 - Dealer installed MHI hands free communications systems
- together with a Nokia 6230 mobile telephone.

Parts included

- (1) mobile telephone cradle

Notes

Please contact your local Mercedes-Benz Dealer if you encounter difficulties when installing or operating the mobile telephone cradle.

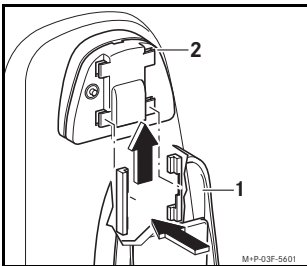
The manufacturer reserves the right to change technical details from those shown in the illustrations contained in these installation instructions.

These installation instructions also refer to the vehicle Owner's Manual and mobile telephone operating guide. Please keep them handy for reference.

© 2007, Daimler AG

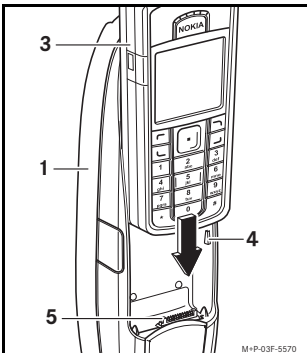
07/05
03F059-05

Fitting the mobile telephone cradle 2



Press the cradle (1) into the catches on the pre-installed contact plate (2), located in the center console. Keep the cradle (1) pressed and slide it upwards until it clicks into place.


Inserting the mobile telephone



Slide the mobile telephone (3) from above into the cradle (1) so that the catches (4) are pressed apart. Push the mobile telephone (3) onto the plug connector (5), and then press the upper section of the mobile telephone (3) downwards and at an angle into the cradle (1) until the mobile telephone (3) is engaged.

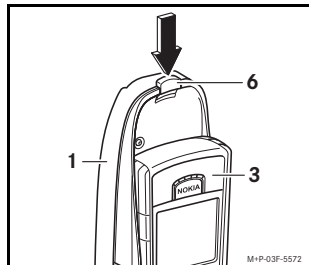
Hands-free mode display 3

For the hands-free system to operate properly, the mobile telephone has to be fitted and switched on, and hands-free mode has to be activated. Refer to the mobile telephone operating guide for instruction or setting the hand-free mode.



A small vehicle (arrowed) appears in the display. If this is not the case, remove the mobile telephone (3) and re-insert it.

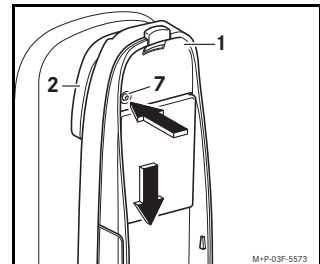
Removing the mobile telephone



Press the release button (6), and take the mobile telephone (3) out of the cradle (1).

Detaching the mobile telephone cradle 4

1. Remove the mobile telephone from the cradle (please refer to the section entitled "Removing the mobile telephone").



2. Press and hold the release button (7). Slide the cradle (1) downwards and remove it from the pre-installed contact plate (2).

Operating instructions

Please refer to your Mercedes-Benz vehicle Owner's Manual for operating instructions regarding the MHI hands-free communication system cradle.

Note

The voice mail indication message will not be displayed on the COMAND system.