



Mercedes-Benz

Accessories

Installation Instructions MHI Mobile Telephone Cradle

© 2007, Daimler AG

08/05
03F060-05



Application

These installation instructions are valid for vehicles with:

- MHI hands-free communications systems (option code 050/051) or
- Dealer installed MHI hands free communications systems

together with a Motorola V330, V551, or V600 MB branded mobile telephone. For the Motorola V710 MB branded or E815 compatible systems, follow these installation instructions in the same manner.

Parts included

- (1) mobile telephone cradle

Notes

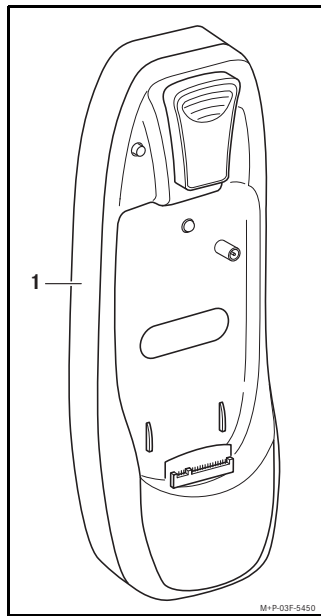
Please contact your local Mercedes-Benz Dealer if you encounter difficulties when installing or operating the mobile telephone cradle.

The manufacturer reserves the right to change technical details from those shown in the illustrations contained in these installation instructions.

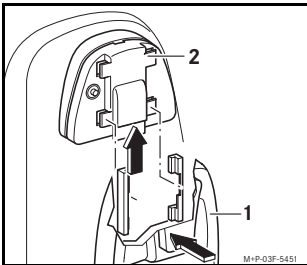
These installation instructions also refer to the vehicle Owner's Manual and mobile telephone operating guide. Please keep them handy for reference.

Important

The handset must be closed in order to operate the mobile telephone while it is in the cradle.

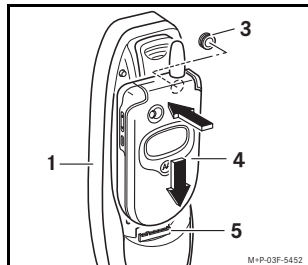


Fitting the mobile telephone cradle



Press the cradle (1) into the catches on the pre-installed contact plate (2), located in the center console. Keep the cradle (1) pressed and slide it upwards until it clicks into place.

Preparing mobile telephone for first cradle insertion



1. Remove the rubber antenna connector cover plug (3) from the back of the mobile telephone with a suitable tool and discard it.

Warning

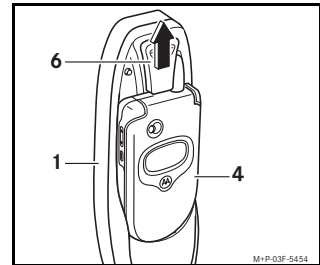
Failure to remove rubber antenna connector cover plug from mobile telephone before inserting in cradle may damage cradle and mobile telephone.

Inserting the mobile telephone

Verify that the rubber antenna connector cover plug (3) has been removed from the mobile telephone before inserting in cradle.

2. Press the mobile telephone (4) onto the plug (5) of the cradle (1) until it engages.

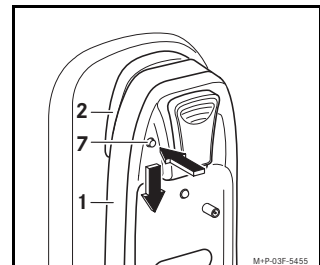
Removing the mobile telephone



Press the release button (6), and take the mobile telephone (4) out of the cradle (1).

Detaching the mobile telephone cradle

1. Remove the mobile telephone from the cradle (please refer to the section entitled "Removing the mobile telephone").



2. Press and hold the release button (7). Slide the cradle (1) downwards and remove it from the pre-installed contact plate (2).

Operating instructions

Please refer to your Mercedes-Benz vehicle Owner's Manual for operating instructions regarding the MHI hands-free communications system.